

FILTERPURE®

The comprehensive filter housing and cartridge range from Contamination Control Limited

FILTERPURE housings and cartridges are widely used in New Zealand in a variety of applications in the home, for water supplies and in industry. The range described in this leaflet are primarily for potable water, although they have many other applications. A greater range of industrial housings and specialist cartridges are available.

SINGLE CARTRIDGE FILTER HOUSINGS

The housings are stocked in sizes to suit - 5", 10", and 20" cartridges. The design is simple and user friendly to suit most applications. Plastic housings are made of robust polypropylene (except the clear versions which are polycarbonate).



S10 CounterTop



W10 (Clear)



W10PR (Clear)



W20PR (Blue)

Housings	Inlet Outlet	Recommended Flow rates (Max)	Pressure Rating	Temp Rating	Exterior Dimensions (mm)		Typical Max Ctg Dia (mm)
					(excl bkt) Height	(Inlet to Outlet) Width	
S5 White	1/4"	5 lpm	125psi (850 kPa)	50°C (125F)	170	115	78
S10 White	1/4"	10 lpm	125psi (850 kPa)	50°C (125F)	290	115	78
W10 White	1/2"	30 lpm	125psi (850 kPa)	50°C (125F)	310	115	78
W10 Clear	1/2"	30 lpm	125psi (850 kPa)	50°C (125F)	310	115	78
W10PR White	3/4"	30 lpm	125psi (850 kPa)	50°C (125F)	315	115	78
W10PR Clear	3/4"	30 lpm	125psi (850 kPa)	50°C (125F)	315	115	78
W10Jumbo	1"	100 lpm	125psi (850 kPa)	50°C (125F)	345	185	114
W20PR Blue	3/4"	70-100 lpm	125psi (850 kPa)	50°C (125F)	570	130	78
W20Jumbo	1.5"	200 lpm	125psi (850 kPa)	50°C (125F)	620	185	114
Countertop units: (Point-of-Use)							
S5CT	1/4"	2 lpm	N/A	50°C (125F)	170	115	78
S10CT	1/4"	4 lpm	N/A	50°C (125F)	290	115	78
Undercounter DIY Kits: (Point-of-Use)							
S5UB	1/4"	2 lpm	125psi (850 kPa)	50°C (125F)	170	115	78
S10UB	1/4"	4 lpm	125psi (850 kPa)	50°C (125F)	290	115	78
Steel Housings:							
LMO10	3/4"	30 lpm	175psi (1225 kPa)	93°C (200F)	335	120	78
LMO20	3/4" or 1"	70-100 lpm	175psi (1225 kPa)	93°C (200F)	590	120	78
Stainless Steel Housings:							
LMO10S	3/4"	30 lpm	175psi (1225 kPa)	93°C (200F)	335	120	78
LMO20S	3/4" or 1"	70-100 lpm	175psi (1225 kPa)	93°C (200F)	590	120	78



S10 (White)



W10 (White)



W10PR (White)



W20 Jumbo

Notes:

1. Mounting brackets and screws come with all models (except Countertop units).
2. W10PR, W20PR, W10J and W20J feature pressure release button.
3. "O" rings are Ethylene Propylene. Other options are available for LMO and LMOS series for increased chemical resistance - eg: Neoprene, Teflon, Silicone, Viton.
4. FILTERPURE housings are compatible with cartridges from most other manufacturers - eg: Aquapure (Cuno), Ametek, Hytrec, Pureflo, etc.
5. Protect housings from freezing conditions.
6. Protect polycarbonate housings from sunlight and solvents; take great care to avoid water hammer and/or high pressure.
7. LMO housings only accept double open ended cartridges (ie. they do not accept end-to-end flow cartridges such as the AC-10, they do accept radial flow cartridges such as the BPAC-10).



W10 Jumbo

FILTERPURE®

The comprehensive filter housing and cartridge range from Contamination Control Limited

Point-of-Use Dispensing Systems

Part No: S10CT (White)

c/w-Divertor valve and hose.

Part No: S10UB (D.I.Y Kit)

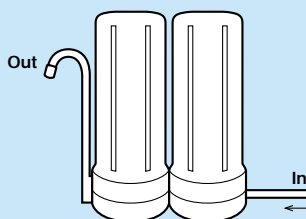
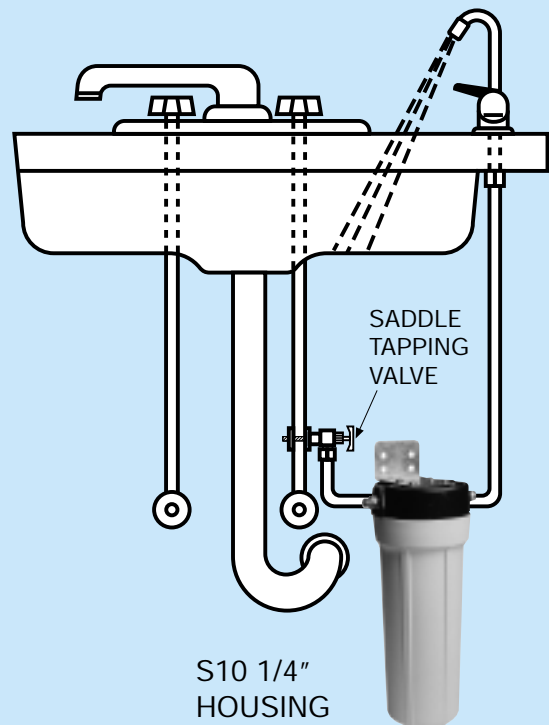
c/w-Faucet, Saddle-tapping valve, + fittings.

Countertop

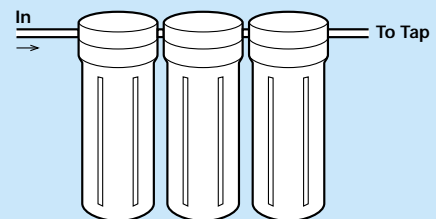


Underbench

Pressure rating: 125psi (850 kPa)



TO SOLVE MULTIPLE PROBLEMS - YOU CAN USE MULTIPLE HOUSINGS IN SERIES.



(Select the FILTERPURE cartridge(s) to suit your needs)